

Births Occurring Outside the Mother's County of Residence: The Impact of Decreasing Obstetric Services in Rural Alabama Hospitals

This is one of a series of mini-studies comparing Rural versus Urban experiences on selected health-related subjects. To view other subjects, visit the Alabama Rural Health Association web site at www.arhaonline.org and select "Rural/Urban Comparisons."

Produced Jointly by

The Alabama Rural Health Association

And

The Office of Primary Care and Rural Health Development,
Alabama Department of Public Health

June 20, 2005

The Impact of Decreasing Obstetric Services in Rural Alabama

- Over 32 percent of all Alabama resident babies were born outside of their mother's county of residence in 2004. This was less than 25 percent in 1980.
- 58 Alabama counties had hospitals which provided obstetric services in 1980. This has steadily decreased to where only 35 counties had hospitals providing this service in 2004.
- Nearly 62 percent of all Rural resident babies were born outside of their mother's county of residence in 2004. This was just over 11 percent for babies born to Urban residents.
- 46 of Alabama's 55 Rural counties had hospitals which provided obstetric services in 1980. This has decreased by one-half to where only 23 Rural counties had hospitals providing this service in 2004.
- Nearly 74 percent of all births to women residing in Delta Region counties and over 71 percent of all births to women residing in Black Belt counties occurred outside of their county of residence in 2004. These percentages were 49.8 and 48.1, respectively in 1980.
- 16 of Alabama's 20 Delta Region counties had hospitals which provided obstetric services in 1980. This has decreased to where only 5 Delta Region counties had hospitals providing this service in 2004.
- 10 of Alabama's 12 Black Belt counties had hospitals which provided obstetric services in 1980. This has decreased to where only 2 Black Belt counties (Dallas and Marengo) had hospitals providing this service in 2004.

Births and Percent Births Occurring Outside the County of Residence Selected Areas, 2004

Area	All Resident Births	Births Occurring Outside County of Residence	Percent
Alabama	59,117	19,153	32.4
Urban Alabama Counties	34,376	3,934	11.4
Rural Alabama Counties	24,741	15,219	61.5
Highly Rural Counties	14,390	8,853	61.5
Moderately Rural Counties	10,351	6,366	61.5
Rural North Alabama	14,812	9,237	62.4
Rural South Alabama	9,929	5,982	60.2
Appalachian Region Counties	37,552	12,654	33.7
Delta Region Counties	5,346	3,930	73.5
Black Belt Counties	2,773	1,976	71.3

SOURCE: Center for Health Statistics, Alabama Department of Public Health. Birth data is preliminary.

**Percent Births Occurring Outside the County of Residence
Selected Areas, 1980, 1990, 2000, and 2004**

Area	1980	1990	2000	2004	Change 1980-2004
Alabama	24.6	30.8	30.3	32.4	+7.8
Urban Alabama Counties	6.4	8.7	9.6	11.4	+5.0
Rural Alabama Counties	48.2	61.6	57.9	61.5	+13.3
Highly Rural Counties	48.3	65.3	59.3	61.5	+13.2
Moderately Rural Counties	48.0	55.8	56.0	61.5	+13.5
Rural North Alabama	48.3	64.1	60.9	62.4	+14.1
Rural South Alabama	48.1	58.3	53.7	60.2	+12.1
Appalachian Region Counties	24.0	32.0	32.2	33.7	+9.7
Delta Region Counties	49.8	68.1	62.3	73.5	+23.7
Black Belt Counties	48.1	64.5	65.8	71.3	+23.2

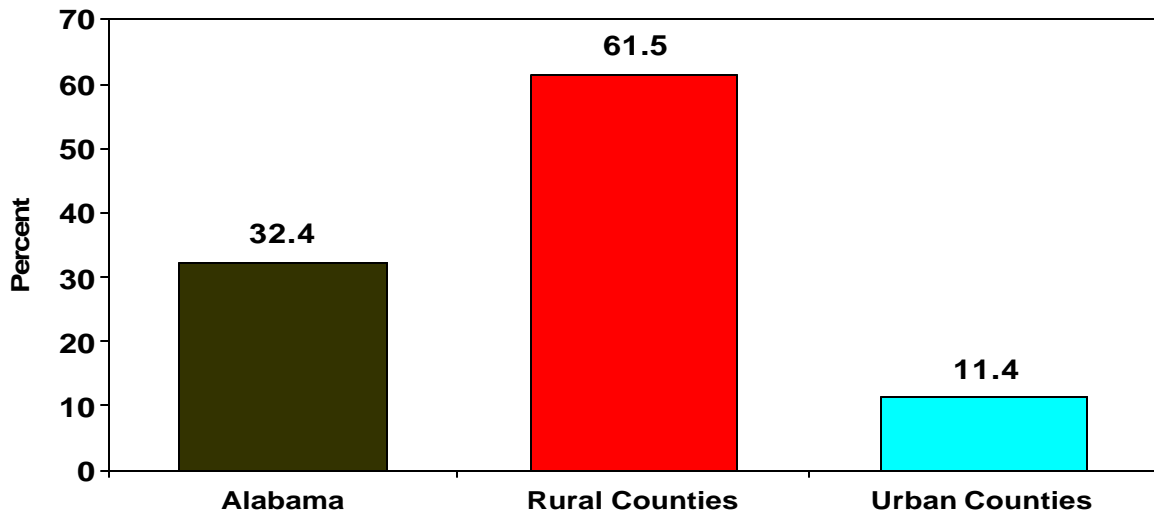
SOURCE: Center for Health Statistics, Alabama Department of Public Health. 2004 birth data is preliminary.

**Number of Counties With Hospitals Providing Obstetric Services
Selected Areas, 1980, 1990, 2000, and 2004**

Area	1980	1990	2000	2004	Change 1980-2004
Alabama	58	40	39	35	-23
Urban Alabama Counties	12	11	12	12	0
Rural Alabama Counties	46	29	27	23	-23
Highly Rural Counties	34	20	18	15	-19
Moderately Rural Counties	12	9	9	8	-4
Rural North Alabama	25	16	14	12	-13
Rural South Alabama	21	13	13	11	-10
Appalachian Region Counties	33	23	22	20	-13
Delta Region Counties	16	8	8	5	-11
Black Belt Counties	10	5	3	2	-8

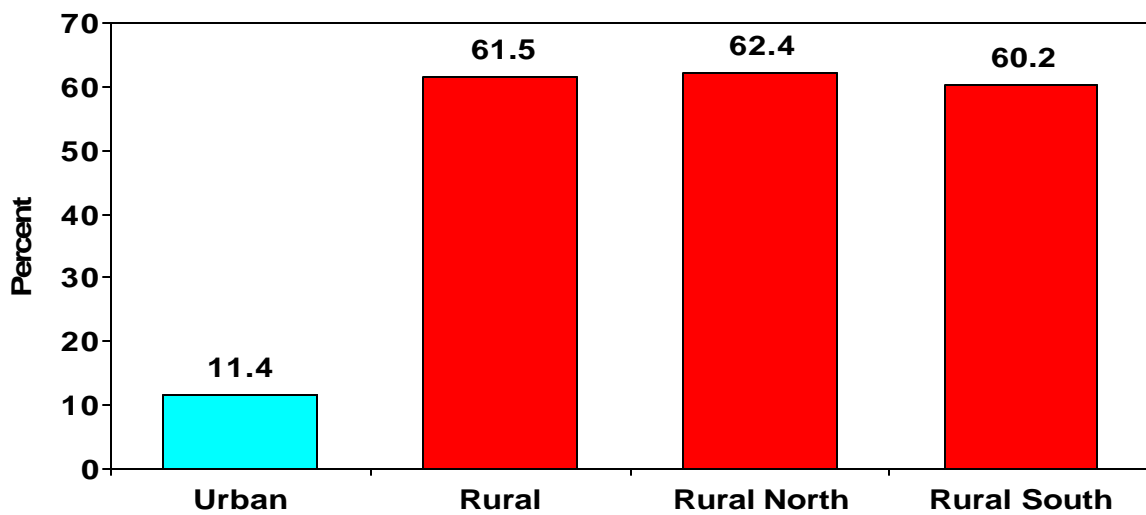
SOURCE: Alabama Department of Public Health.

**Percent of Births Occurring Outside County of Residence
Alabama, Rural Alabama, and Urban Alabama, 2004**



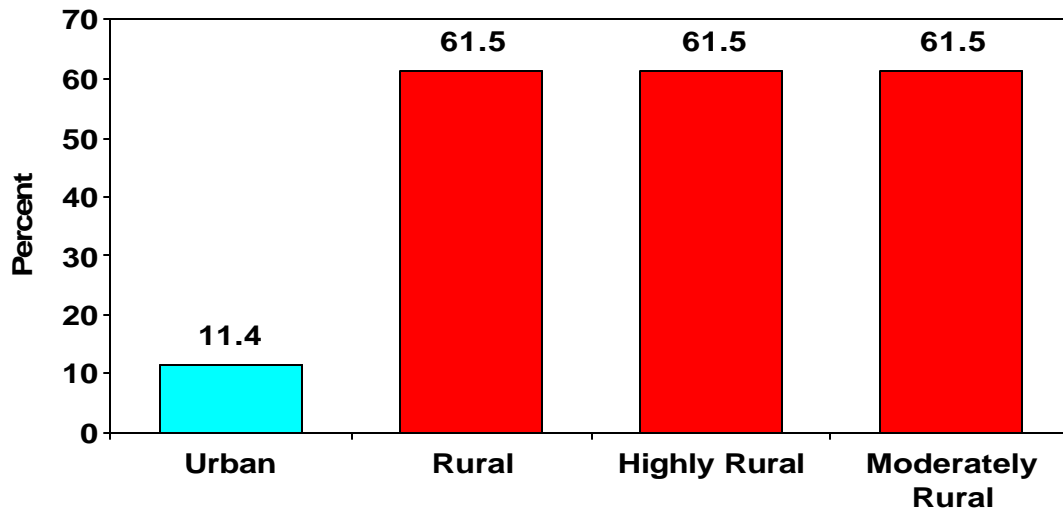
SOURCE: Center for Health Statistics, Alabama Department of Public Health. Birth data is preliminary.

**Percent of Births Occurring Outside County of Residence
Urban, Rural, Rural North, and Rural South Alabama, 2004**



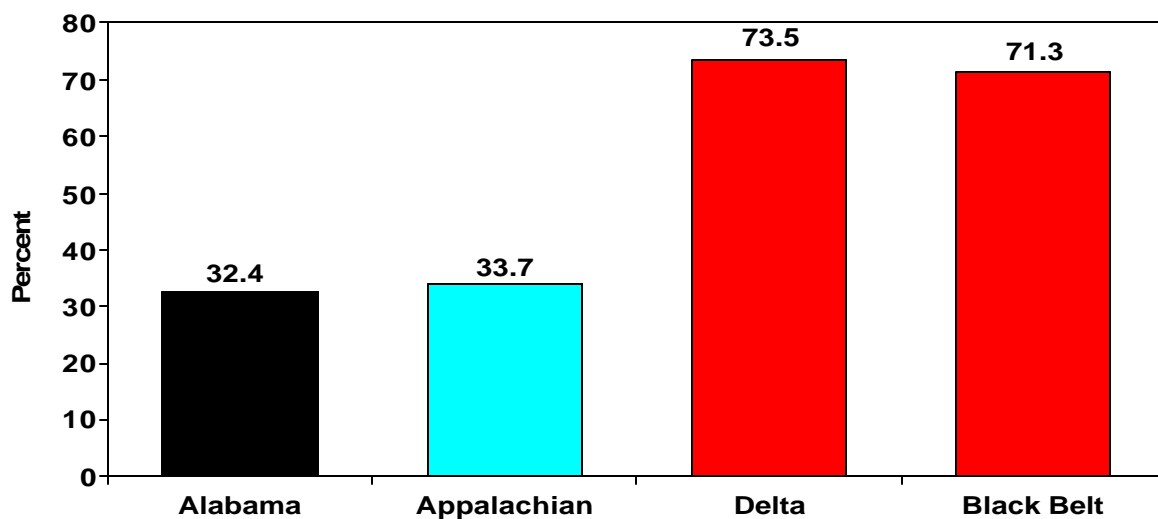
SOURCE: Center for Health Statistics, Alabama Department of Public Health. Birth data is preliminary.

**Percent of Births Occurring Outside County of Residence
Urban, Rural, Highly Rural, and Moderately Rural Alabama, 2004**



SOURCE: Center for Health Statistics, Alabama Department of Public Health. Birth data is preliminary.

**Percent of Births Occurring Outside County of Residence
Alabama and Special Regions in Alabama, 2004**



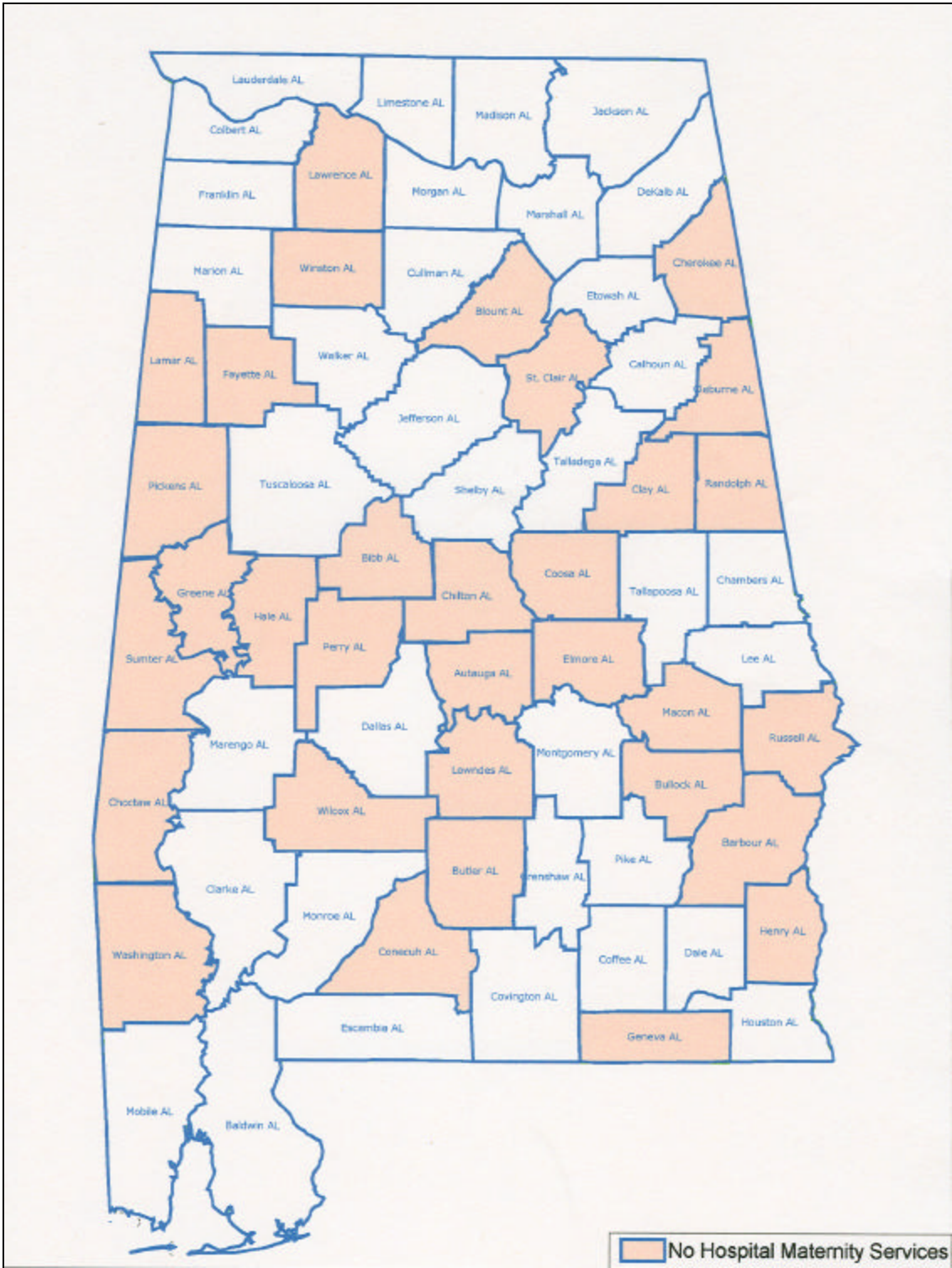
SOURCE: Center for Health Statistics, Alabama Department of Public Health. Birth data is preliminary.

Resident Births and Percent Occurring Outside County of Residence by County, 2004

County of Residence	All Births	Born Outside Residence County	Percent
Alabama	59,117	19,153	32.4
Autauga	657	654	99.5
Baldwin	1,809	364	20.1
Barbour	343	336	98.0
Bibb	251	251	100.0
Blount	659	655	99.4
Bullock	159	156	98.1
Butler	261	260	99.6
Calhoun	1,543	197	12.8
Chambers	432	152	35.2
Cherokee	262	261	99.6
Chilton	543	542	99.8
Choctaw	139	139	100.0
Clarke	339	134	39.5
Clay	140	140	100.0
Cleburne	163	163	100.0
Coffee	589	197	33.4
Colbert	606	208	34.3
Conecuh	132	132	100.0
Coosa	111	110	99.1
Covington	434	73	16.8
Crenshaw	172	126	73.3
Cullman	956	215	22.5
Dale	743	690	92.9
Dallas	663	63	9.5
DeKalb	1,013	305	30.1
Elmore	957	953	99.6
Escambia	411	215	52.3
Etowah	1,196	342	28.6
Fayette	179	178	99.4
Franklin	398	207	52.0
Geneva	300	300	100.0
Greene	135	135	100.0
Hale	216	215	99.5
Henry	194	193	99.5
Houston	1,241	41	3.3
Jackson	600	292	48.7
Jefferson	9,160	104	1.1
Lamar	158	158	100.0
Lauderdale	923	287	31.1
Lawrence	390	390	100.0
Lee	1,421	369	26.0
Limestone	830	459	55.3
Lowndes	161	159	98.8
Macon	226	225	99.6
Madison	3,699	73	2.0
Marengo	278	90	32.4
Marion	335	131	39.1
Marshall	1,404	476	33.9
Mobile	5,695	72	1.3
Monroe	286	77	26.9
Montgomery	3,279	35	1.1
Morgan	1,497	240	16.0
Perry	173	172	99.4
Pickens	260	260	100.0
Pike	387	155	40.1
Randolph	264	262	99.2
Russell	609	608	99.8
Shelby	2,560	2,012	78.6
St. Clair	855	850	99.4
Sumter	159	159	100.0
Talladega	960	375	39.1
Tallapoosa	471	151	32.1
Tuscaloosa	2,162	162	7.5
Walker	879	360	41.0
Washington	192	192	100.0
Wilcox	204	203	99.5
Winston	294	293	99.7

SOURCE: Center for Health Statistics, Alabama Department of Public Health. 2004 data is preliminary.

Counties With No Hospital Performing Obstetric Service, 2004



Definitions and Other Technical Information

Counties in the Various Regions Used in This Report:

Alabama's **Rural Counties** include Autauga, Baldwin, Barbour, Bibb, Blount, Bullock, Butler, Chambers, Cherokee, Chilton, Choctaw, Clarke, Clay, Cleburne, Coffee, Colbert, Conecuh, Coosa, Covington, Crenshaw, Cullman, Dale, Dallas, DeKalb, Elmore, Escambia, Fayette, Franklin, Geneva, Greene, Hale, Henry, Jackson, Lamar, Lawrence, Limestone, Lowndes, Macon, Marengo, Marion, Marshall, Monroe, Perry, Pickens, Pike, Randolph, Russell, St. Clair, Sumter, Talladega, Tallapoosa, Walker, Washington, Wilcox, and Winston.

Alabama's **Highly Rural Counties** include Barbour, Bibb, Blount, Bullock, Butler, Cherokee, Choctaw, Clarke, Clay, Cleburne, Coffee, Conecuh, Coosa, Covington, Crenshaw, Cullman, Dallas, DeKalb, Escambia, Fayette, Franklin, Geneva, Greene, Hale, Henry, Jackson, Lamar, Lawrence, Lowndes, Macon, Marengo, Marion, Marshall, Monroe, Perry, Pickens, Pike, Randolph, Sumter, Washington, Wilcox, and Winston.

Alabama's **Moderately Rural Counties** include Autauga, Baldwin, Chambers, Chilton, Colbert, Dale, Elmore, Limestone, Russell, St. Clair, Talladega, Tallapoosa and Walker.

Alabama's **Rural North Counties** include Bibb, Blount, Chambers, Cherokee, Chilton, Clay, Cleburne, Colbert, Coosa, Cullman, DeKalb, Elmore, Fayette, Franklin, Hale, Jackson, Lamar, Lawrence, Limestone, Macon, Marion, Marshall, Pickens, Randolph, St. Clair, Talladega, Tallapoosa, Walker, and Winston.

Alabama's **Rural South Counties** include Autauga, Baldwin, Barbour, Bullock, Butler, Choctaw, Clarke, Coffee, Conecuh, Covington, Crenshaw, Dale, Dallas, Escambia, Geneva, Greene, Henry, Lowndes, Marengo, Monroe, Perry, Pike, Russell, Sumter, Washington, and Wilcox.

Alabama's **Urban Counties** include Calhoun, Etowah, Houston, Jefferson, Lauderdale, Lee, Madison, Mobile, Montgomery, Morgan, Shelby, and Tuscaloosa.

Alabama's **Appalachian Region** includes Bibb, Blount, Calhoun, Chambers, Cherokee, Chilton, Clay, Cleburne, Colbert, Coosa, Cullman, DeKalb, Elmore, Etowah, Fayette, Franklin, Hale, Jackson, Jefferson, Lamar, Lauderdale, Lawrence, Limestone, Macon, Madison, Marion, Marshall, Morgan, Pickens, Randolph, St. Clair, Shelby, Talladega, Tallapoosa, Tuscaloosa, Walker, and Winston counties.

Alabama's **Delta Region** includes Barbour, Bullock, Butler, Choctaw, Clarke, Conecuh, Dallas, Escambia, Greene, Hale, Lowndes, Macon, Marengo, Monroe, Perry, Pickens, Russell, Sumter, Washington, and Wilcox counties.

Alabama's **Black Belt Region** includes Bullock, Choctaw, Dallas, Greene, Hale, Lowndes, Macon, Marengo, Perry, Pickens, Sumter, and Wilcox counties.

Permission is granted to reproduce all or any portion of this publication.