

Infant Mortality (2001-2003)

- The infant mortality rate for residents of Alabama's rural counties (8.4) was lower than that for residents of Alabama's urban counties (9.6).
- Variation in infant mortality in highly rural counties, moderately rural counties, the rural counties of North Alabama and the rural counties of South Alabama was small and insignificant.
- Twenty Alabama counties had double-digit infant mortality rates. Eighteen of these were rural counties.
- The infant mortality rates in Alabama's Black Belt counties (10.3) and Delta Region counties (9.9) were significantly higher than the state rate (9.1). Six of the 12 Black Belt counties (Marengo, Hale, Wilcox, Sumter, Choctaw, and Dallas) had double-digit infant mortality rates.

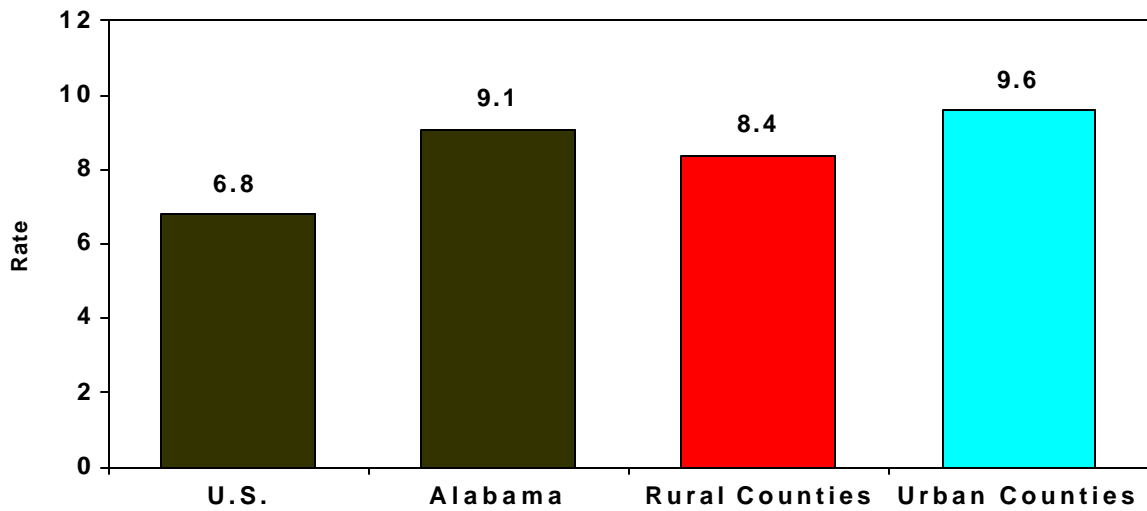
Infant Deaths, Births, and Infant Mortality Rates Selected Areas, 2001-2003

Area	Infant Deaths	Births	Infant Mortality Rates
United States	83,045	12,130,659	6.8
Alabama	1,624	178,518	9.1
Rural Alabama Counties	634	75,808	8.4
Highly Rural Counties	372	44,731	8.3
Moderately Rural Counties	262	31,077	8.4
Rural North Alabama	377	44,688	8.4
Rural South Alabama	257	31,120	8.3
Urban Alabama Counties	990	102,710	9.6
Appalachian Region Counties	1,030	111,181	9.3
Delta Region Counties	173	17,545	9.9
Black Belt Counties	94	9,100	10.3

SOURCE: Alabama Center for Health Statistics and the National Center for Health Statistics.

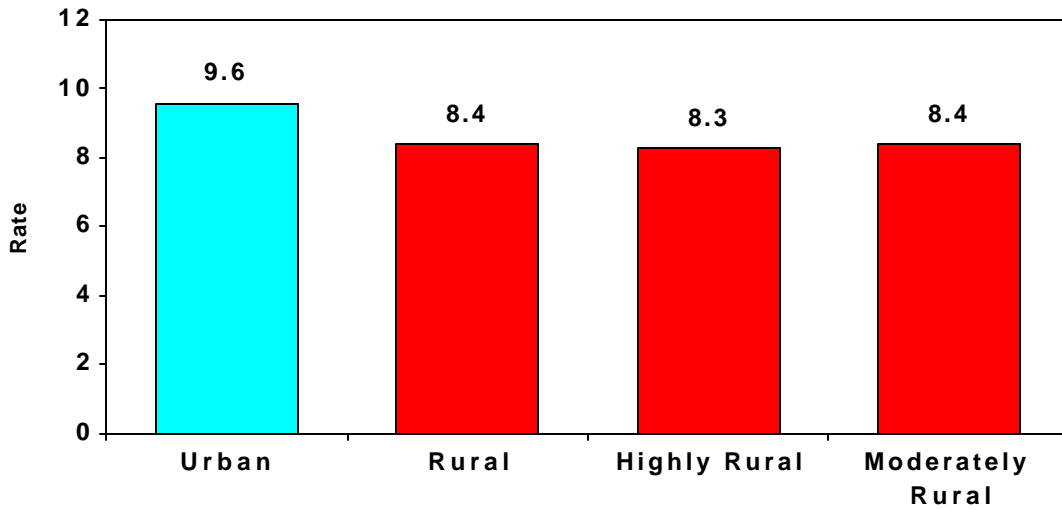
NOTE: Rate is per 1,000 live births. U.S. rate is provisional.

2001-2003 Infant Mortality Rates U.S., Alabama, Rural Alabama, and Urban Alabama



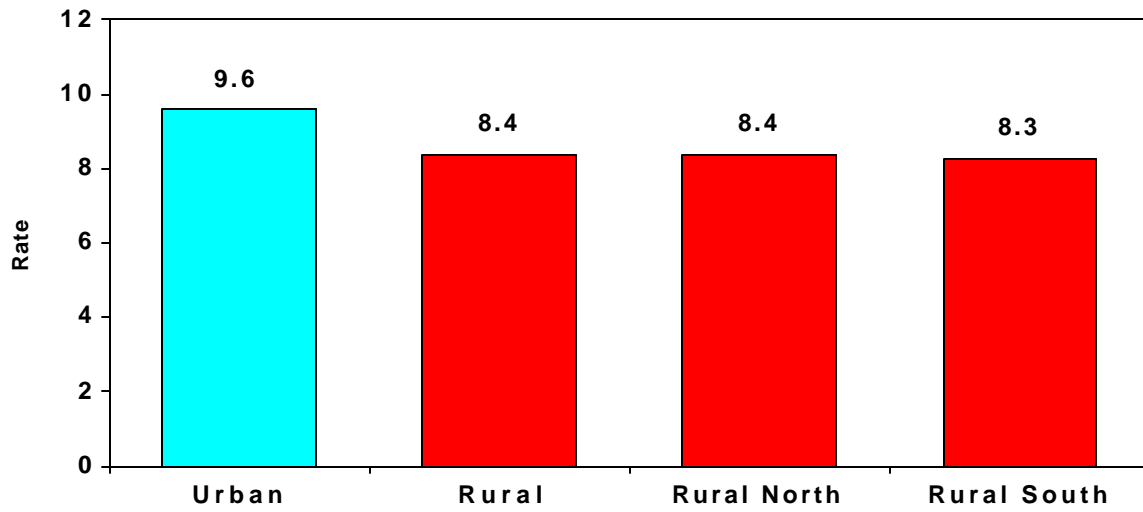
SOURCE: Alabama Center for Health Statistics and the National Center for Health Statistics. U.S. rate is provisional.

2001-2003 Infant Mortality Rates in Alabama Urban, Rural, Highly Rural, and Moderately Rural Counties



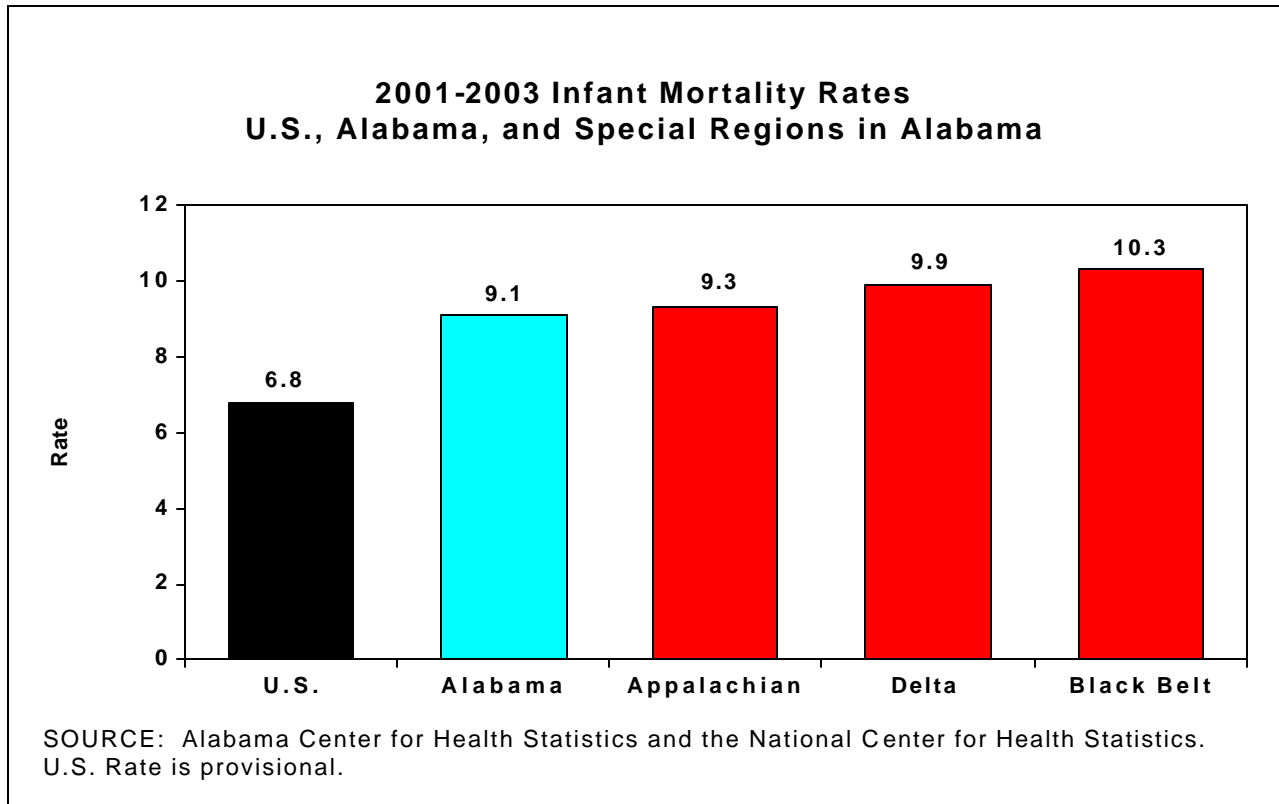
SOURCE: Alabama Center for Health Statistics.

**2001-2003 Infant Mortality Rates in Alabama
Urban, Rural, Rural North, and Rural South Counties**



SOURCE: Alabama Center for Health Statistics.

2001-2003 Infant Mortality Rates in Alabama's Special Regions and Counties



Alabama's Appalachian Region includes Bibb, Blount, Calhoun, Chambers, Cherokee, Chilton, Clay, Cleburne, Colbert, Coosa, Cullman, DeKalb, Elmore, Etowah, Fayette, Franklin, Hale, Jackson, Jefferson, Lamar, Lauderdale, Lawrence, Limestone, Macon, Madison, Marion, Marshall, Morgan, Pickens, Randolph, St. Clair, Shelby, Talladega, Tallapoosa, Tuscaloosa, Walker, and Winston counties.

Alabama's Delta Region includes Barbour, Bullock, Butler, Choctaw, Clarke, Conecuh, Dallas, Escambia, Greene, Hale, Lowndes, Macon, Marengo, Monroe, Perry, Pickens, Russell, Sumter, Washington, and Wilcox counties.

Alabama's Black Belt Region includes Bullock, Choctaw, Dallas, Greene, Hale, Lowndes, Macon, Marengo, Perry, Pickens, Sumter, and Wilcox counties.

Infant Deaths, Births, and Infant Mortality Rates, Alabama Counties, 2001-2003

COUNTY	INFANT DEATHS	BIRTHS	INFANT MORTALITY RATES
Alabama	1,624	178,518	9.1
Autauga	15	1,868	8.0
Baldwin	40	5,472	7.3
Barbour	6	1,077	5.6
Bibb	4	822	4.9
Blount	18	2,025	8.9
Bullock	2	446	4.5
Butler	3	811	3.7
Calhoun	41	4,429	9.3
Chambers	8	1,301	6.1
Cherokee	4	794	5.0
Chilton	17	1,592	10.7
Choctaw	6	582	10.3
Clarke	6	1,115	5.4
Clay	5	459	10.9
Cleburne	5	481	10.4
Coffee	5	1,613	3.1
Colbert	13	1,801	7.2
Conecuh	6	517	11.6
Coosa	4	372	10.8
Covington	10	1,344	7.4
Crenshaw	7	534	13.1
Cullman	23	2,898	7.9
Dale	12	2,265	5.3
Dallas	22	2,152	10.2
DeKalb	20	2,824	7.1
Elmore	22	2,796	7.9
Escambia	19	1,495	12.7
Etowah	32	3,804	8.4
Fayette	5	596	8.4
Franklin	14	1,287	10.9
Geneva	5	893	5.6
Greene	4	420	9.5
Hale	8	697	11.5
Henry	1	625	1.6
Houston	29	3,822	7.6
Jackson	12	1,944	6.2
Jefferson	310	27,082	11.4
Lamar	7	512	13.7
Lauderdale	17	2,954	5.8
Lawrence	6	1,220	4.9
Lee	29	4,080	7.1
Limestone	18	2,464	7.3
Lowndes	5	594	8.4
Macon	7	742	9.4
Madison	98	10,684	9.2
Marengo	16	915	17.5
Marion	9	1,049	8.6
Marshall	34	3,887	8.7
Mobile	173	17,563	9.9
Monroe	7	936	7.5
Montgomery	99	9,960	9.9
Morgan	27	4,422	6.1
Perry	4	583	6.9
Pickens	7	816	8.6
Pike	11	1,216	9.0
Randolph	7	822	8.5
Russell	24	1,823	13.2
Shelby	47	7,325	6.4
St. Clair	21	2,482	8.5
Sumter	6	535	11.2
Talladega	28	3,121	9.0
Tallapoosa	10	1,434	7.0
Tuscaloosa	88	6,585	13.4
Walker	34	2,658	12.8
Washington	8	671	11.9
Wilcox	7	618	11.3
Winston	7	792	8.8

SOURCE: Alabama Department of Public Health, Center for Health Statistics.

Definitions and Other Technical Information

Infant death is defined as the death of a liveborn infant under one year of age.

Birth (or live birth) is defined as “The complete expulsion or extraction from the mother of a product of human conception, irrespective of the duration of the pregnancy, which, after such expulsion or extraction, breathes or shows any other evidence of life such as beating of the heart, pulsation of the umbilical cord, or definite movement of voluntary muscles, whether or not the umbilical cord has been cut or the placenta is attached. Heartbeats are to be distinguished from transient cardiac contractions; respirations are to be distinguished from fleeting respiratory efforts or gasps.” *Code of Alabama, 1975, Section 22-9A-1.*

Infant mortality rate is calculated as the number of infant deaths per 1,000 live births.

Produced by:

Alabama Rural Health Association
and
Alabama Department of Public Health,
Office of Primary Care and Rural Health Development

September 27, 2004

Permission is granted to reproduce all or any portion of this publication.